



CALL 7 Smart PBX Web Portal

A Friendly & Powerful Cloud Based Phone System

CALL 7 VOICEMAIL MANAGER your Voicemail Control Simplified:

Overview

Remember that time you accidentally deleted a voicemail that you needed? Or the time you let your voicemails build up and had to sit through erasing a dozen voicemails? With Voicemail Manager, these are troubles of the past.

This app allows you to quickly and easily manage the contents of your voicemail box. In addition, it allows you to access your voicemails remotely, as well as download, delete, retrieve, view CRD details and more.

You can filter by account, number, or voicemail box, search by date range, sort columns, and/or play and download voicemail media.

Managing voicemail boxes is easier than ever! You may select all voicemails in an account or voicemail box, bulk delete old voicemails by voicemail box or account, change voicemail statuses and/or copy voicemails to another voicemail box.

VOICEMAIL GREETINGS

To listen to your Voicemail, press the Voicemail / Envelope button on your phone. Or you may Dial *98

You may just follow the prompts.

To Listen to your messages, press 1

To Change your Voicemail Options Press 5

To Change your greeting Press 1

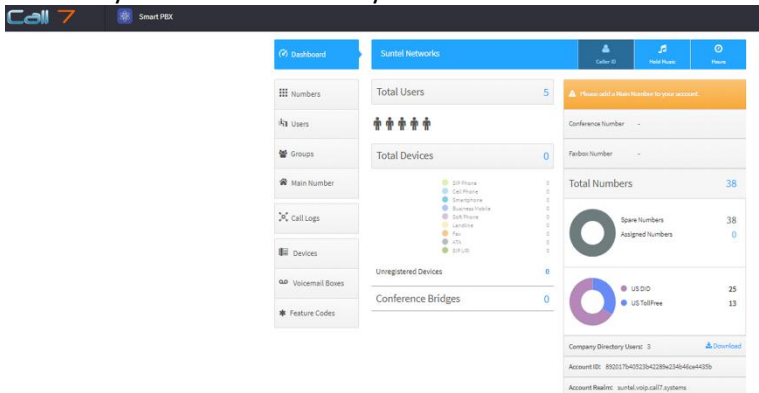
Follow the prompts to record a new greeting

When Done, press 1


Then press # to save the greeting.

How to use your Voicemail Manager

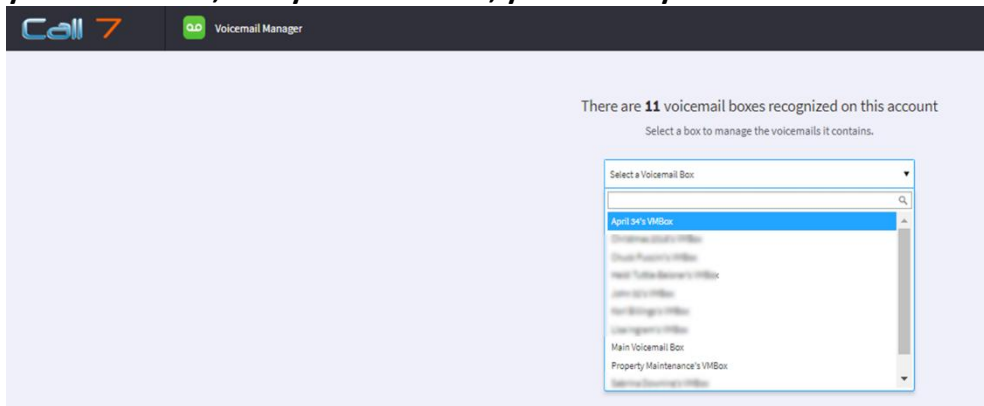
- First you have to LOG into your SMART PBX



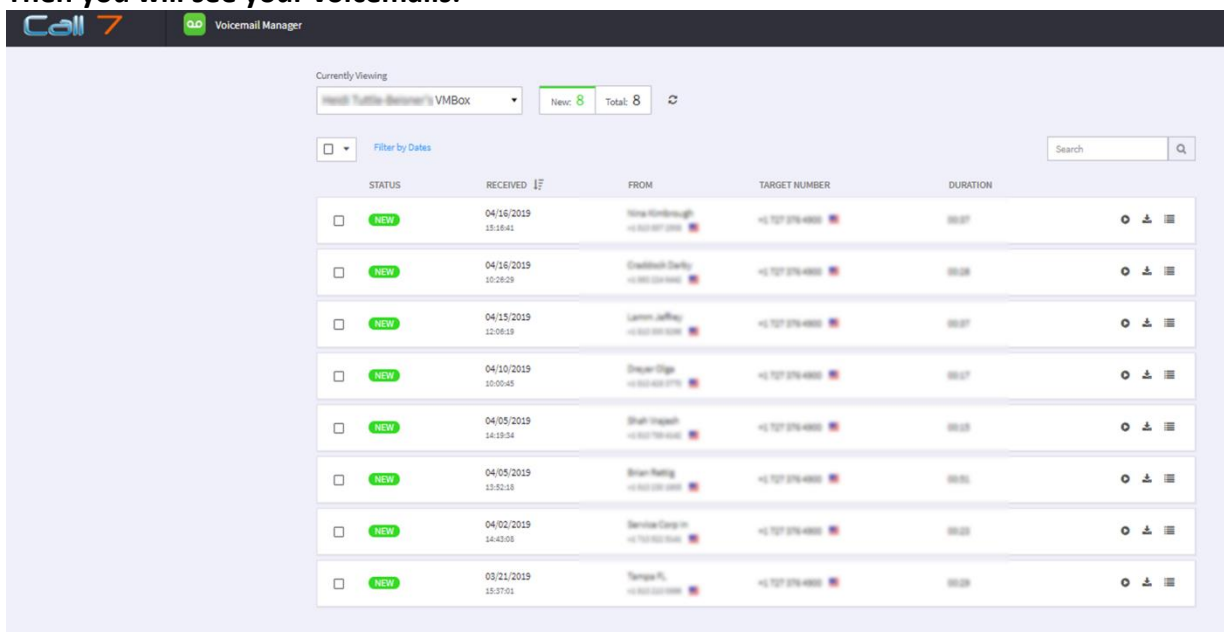
- Then go to your APPS Page



- Then Select the Voicemail Manager App and then, if you are an Administrator, Select the Voicemail Box you wish to see, or if you are a USER, you will only see YOUR Voicemail box.



- Then you will see your voicemails:



- Now you may Listen, Download, Forward, Erase, and view the details of the call:

